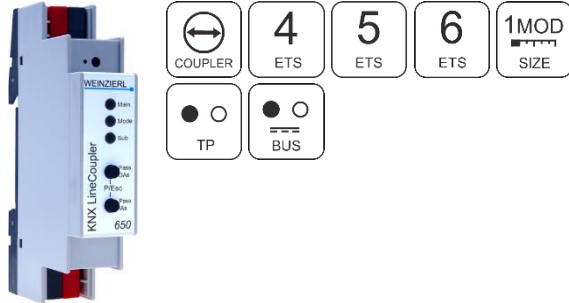




Data sheet

KNX LineCoupler 650

Compact KNX Line Coupler



(Art. # 5233)

Application area

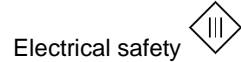
The KNX LineCoupler 650 is a KNX line coupler in a compact design. It connects two KNX bus segments (for example, a KNX line with a KNX area).

The device has an extended filter table for main group 0 ... 31 and ensures a galvanic isolation between the lines. The coupler supports KNX longframes and is compatible with the ETS® software (ETS 4.2 or higher).

The buttons on the front panel allow disabling the telegram filter for testing purposes. The LEDs indicate operating conditions as well as communication errors on the KNX bus.

The power is supplied via the KNX bus (main line).

Technical Specification



Electrical safety

- Protection (acc. EN 60529): IP20

CE marking according to

- EMC directive 2014 / 30 / EU
- RoHS directive 2011 / 65 / EU
- EN 63044-3: 2018
- EN 50491-5-1: 2010
- EN 50491-5-2: 2010
- EN 50491-5-3: 2010
- EN 61000-6-2: 2019
- EN 61000-6-3: 2007 + A1: 2011
- EN 63000: 2018

Environmental requirements

- Ambient temp. operating: - 5 ... + 45 °C
- Ambient temp. non-op.: - 25 ... + 70 °C
- Rel. humidity (non-condensing): 5 ... 93 %

Mechanical data

- Housing: Plastic (PC)
- DIN rail mounted device, width: 1 unit (18 mm)
- Weight: approx. 40 g

Controls and indicators

- 2 buttons and 3 LEDs, multicolor
- KNX programming button with LED (red)

KNX

- Medium TP/TP
- Extended filter table for main group 0 ... 31
- Max. APDU length: 55
- Device model: 0x0912

Power supply

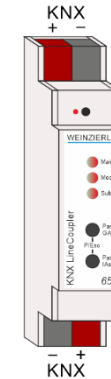
- KNX main line approx. 5 mA
- KNX sub line approx. 3 mA

Connectors

- Connector for KNX-TP main line (red/black)
- Connector for KNX-TP sub line (red/black)

Installation Instructions

- The device may be used for permanent interior installations in dry locations or within distribution boards with DIN rail.



WARNING

- The device must be mounted and commissioned by an authorized electrician.
- The prevailing safety rules must be heeded.
- The device must not be opened.
- For planning and construction of electric installations, the relevant guidelines, regulations and standards of the respective country are to be considered.



Product database for ETS 5/6

www.weinzierl.de/en/products/650/ets6

Manual

www.weinzierl.de/en/products/650/manual

CE Declaration

www.weinzierl.de/en/products/650/ce-declaration

WEINZIERL ENGINEERING GmbH

Achatz 3-4

84508 Burgkirchen an der Alz

GERMANY

Tel.: +49 8677 / 916 36 – 0

E-Mail: info@weinzierl.de

Web: www.weinzierl.de