

# Intesis AC gateways for Panasonic

**Intesis®**  
BY HMS NETWORKS

## Panasonic

Developed in collaboration with Panasonic Europe, Intesis gateways are fully compatible with residential and VRF systems as they can connect directly to the indoor units or the P-Link/S-Link network.

Intesis IN485001I000 gateway is compatible with Panasonic's nanoeX and nanoeG technology. The Intesis Power Estimation Algorithm estimates the energy consumption of each indoor unit, enabling your project to meet the energy efficiency specifications.



**IN485UNI001I100**

Connect to:  
IR Port  
1 Indoor Unit



**INBACPAN001I000**

Connect to:  
CN-CNT  
1 Indoor Unit



**IN485PAN001I000**

Connect to:  
CN-CNT  
1 Indoor Unit



**INBACPAN001R000**

Connect to:  
R1/R2  
1 Indoor Unit



**INBACPAN001R100**

Connect to:  
R1/R2  
1 Indoor Unit



**IN770AIR\*\*\*O000**

Connect to:  
R1/R2  
4/16/64 Indoor Units



**IN771AIR00LO000**

Connect to:  
S-LINK, P LINK (U1/U2)  
128 Indoor Units



**INKNXUNI001I000**

Connect to:  
IR Port  
1 I.U., 2 Binary Inputs



**INKNXPAN001I000**

Connect to:  
CN-CNT  
1 I.U., 4 Binary Input



**INKNXPAN001R000**

Connect to:  
R1/R2  
1 I.U., 4 Binary Input



**INKNXPAN001A000**

Connect to:  
CN-CNT  
1 Indoor Unit



**IN770AIR\*\*\*O000**

Connect to:  
R1/R2  
4/16/64 Indoor Units



**IN771AIR00LO000**

Connect to:  
S-LINK, P LINK (U.1 U.2)  
128 Indoor Units



**IN485UNI001I100**

Connect to:  
IR Port  
1 Indoor Unit



**INMBSPAN001I100**

Connect to:  
CN-CNT  
1 Indoor Unit



**INMBSPAN001A000**

Connect to:  
CN-CNT  
1 Indoor Unit



**INMBSPAN001R000**

Connect to:  
R1/R2  
1 Indoor Unit



**IN770AIR\*\*\*O000**

Connect to:  
R1/R2  
4/16/64 Indoor Units



**IN771AIR00LO000**

Connect to:  
S-LINK, P LINK (U.1 U.2)  
128 Indoor Units



**INWMPUNI001I000**

Universal IR AC  
1 Indoor Unit



**INWMPAN001I000**

Connect to:  
CN-CNT  
1 Indoor Unit



**INWMPAN001R000**

Connect to:  
R1/R2  
1 Indoor Unit



**IN770AIR\*\*\*O000**

Connect to:  
R1/R2  
4/16/64 Indoor Units



**IN771AIR00LO000**

Connect to:  
S-LINK, P LINK (U.1 U.2)  
128 Indoor Units

## AC Cloud Control



**INWFIUNI001I000**

Universal IR AC  
1 I.U., 1 Binary Input



**INWFIIPAN001I100**

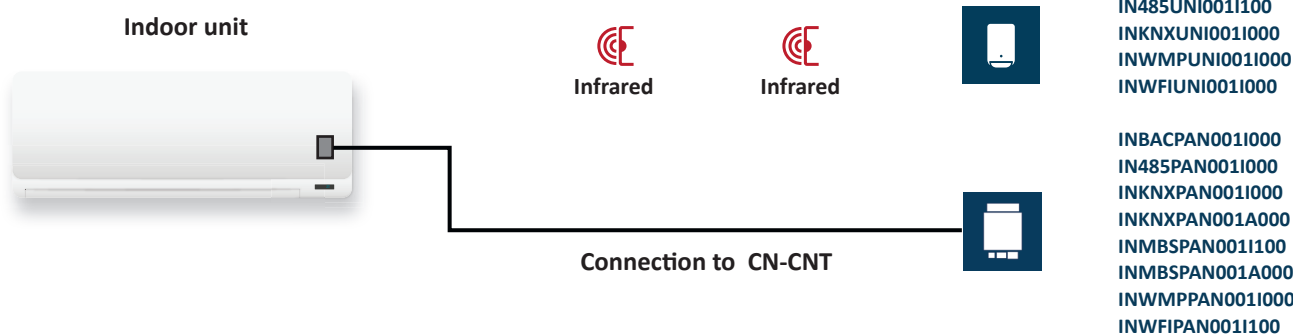
Connect to:  
CN-CNT  
1 Indoor Unit



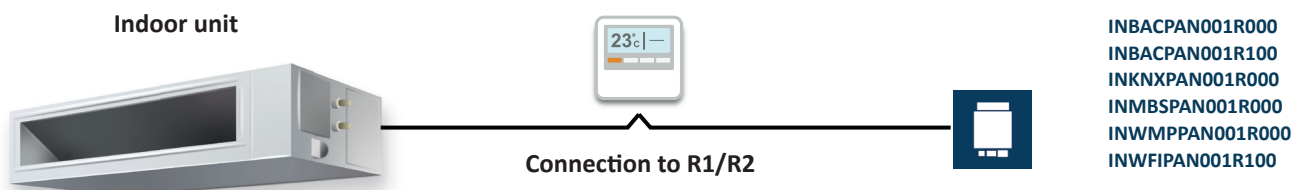
**INWFIIPAN001R100**

Connect to:  
R1/R2  
1 Indoor Unit

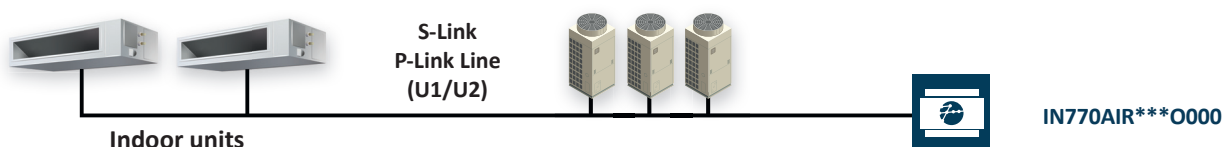
## Connection to the Panasonic indoor units



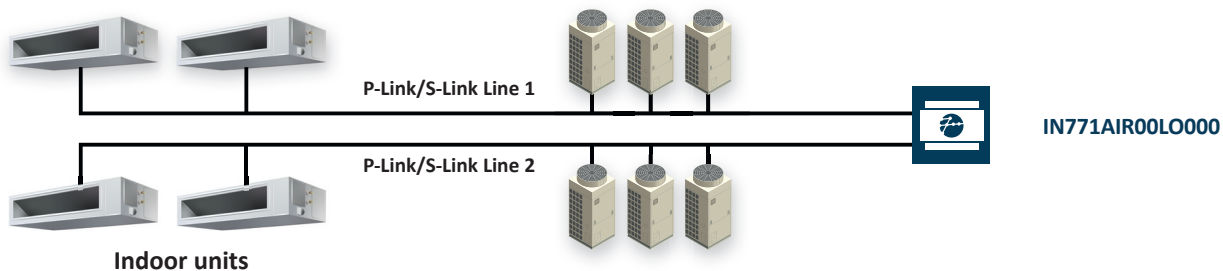
## Connections to the Panasonic wired remote controller bus



## Connected to the Panasonic outdoor units



## Connected to the Panasonic outdoor units



### Intesis Air Conditioning Gateways

As a leader in providing advanced integration solutions for HVAC systems, Intesis has become the preferred partner for many HVAC manufacturers, who now include our gateways in their catalogs. Intesis gateways stand out in the market for their reliability, ease of use, and adaptability, enabling seamless integration of HVAC systems into building management systems.

Learn more at [www.hms-networks.com/intesis](http://www.hms-networks.com/intesis)